



Caledonian

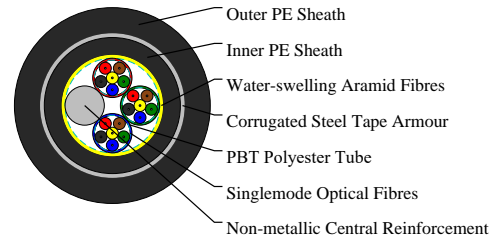

Railway Cables

www.caledonian-cables.com

marketing@caledonian-cables.com

CT2242 Outdoor Single Mode Armoured Trackside Optical Fiber Cables

RO2242-ML-C-9-6X6-SR-2Y(STA)2Y



APPLICATIONS

The cables are designed for long distance telecom links on optical fibres along railway tracks. The cables are suitable for installation directly in channels or buried.

STANDARDS

SNCF CT 2242.6.1

CABLE CONSTRUCTION

Fibres: Singlemode optical fibres G652 coloured (6 or 12 per tube)

Central Strength Member: Non-metallic central reinforcement (FRP).

Tube: PBT polyester tubes containing fibres

Filling: Petroleum jelly with water-swelling yarns to provide longitudinal watertightness

Inner Sheath: Low density polyethylene

Armour: 0.25mm thick corrugated steel tape armour.

Outer Sheath : Low density polyethylene

PHYSICAL AND THERMAL PROPERTIES

Minimum Bending Radius: 310mm.

Temperature Range: -40°C to +70°C (during operation); -10°C +70°C (during installation)

Electrical Properties

Electrical Characteristics at 20°C:

Maximum Attenuation: G652

@1310nm:0.35 dB/km

@1550nm: 0.22 dB/km

Maximum Chromatic Dispersion:

Between 1260 and 1360nm:3.5 ps/(nm/km)

Between 1530 and 1565nm:19 ps/(nm/km)

Zero Dispersion Wavelength:1310±11 nm

Zero Dispersion Slope:0.09 ps/(nm².km)

Numerical Aperture:0.14



Caledonian

Railway Cables

www.caledonian-cables.com

marketing@caledonian-cables.com

Point discontinuity:0.1 dB

PMD (individual fiber):0.2 ps/km

Maximum Cutoff Wavelength:1260 nm

Cladding Diameter:125±1 um

Core/Cladding Concentricity Error:≤0.5 um

Cladding Non Circularity:≤1%

Coating Non Circularity:≤6%

Proof Test Level:100 (0.7) Kpsi (GN/m²)

Crush Resistance:450 N/cm

Maximum Laying Tension:3000 N

DIMENSION AND PARAMETERS

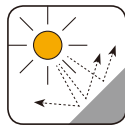
No. of fibres	Nominal Sheath Thickness	Nom. Overall Diameter	Approx. Weight
	mm	mm	kg/km
18	1.5	14.5	260



Laid In Channel




Laid In Ducts



UV Resistant



Water Resistant



Zero Halogen
IEC 60754-1/EN 50267-2-1
NF C20-454